



FRONT ELEVATION

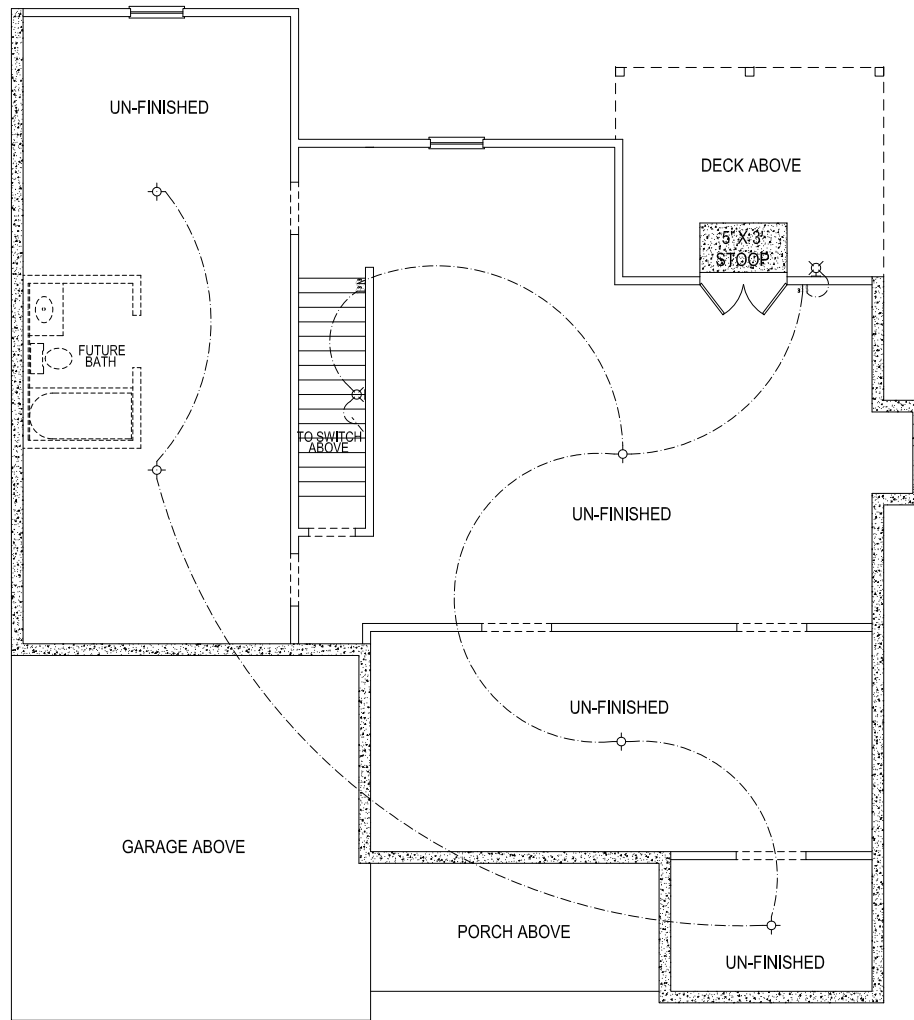
**DANSBY A**

*JEFF LINDSEY*  
**COMMUNITIES**  
*Live your dream.*

 **FREEDOM BUILDERS**

\*THE DRAWING(S) ON THIS PAGE ARE A GRAPHICAL REPRESENTATION ONLY. PLEASE CONSULT YOUR AGENT FOR SPECIFIC INFORMATION REGARDING THIS FLOOR PLAN. THE DESIGN OF THE FLOOR PLAN REPRESENTED IS SUBJECT TO CHANGE WITHOUT NOTICE.

SQUARE FOOTAGE:	
FIRST FLOOR:	1,934 SQ. FT.
SECOND FLOOR:	694 SQ. FT.
<b>TOTAL:</b>	<b>2,628 SQ. FT.</b>



OPTIONAL BASEMENT

ELECTRICAL LEGEND	
	CEILING LIGHT FIXTURE
	WALL LIGHT FIXTURE
	7" LED DISK
	10" LED DISK
	FLOOD LIGHT FIXTURE
	DUPLEX FLOOR OUTLET
	TELEPHONE
	TELEVISION
	SWITCH
	3-WAY SWITCH
	MOTION SENSOR SWITCH
	EXHAUST FAN
	EXHAUST FANLIGHT
	SCONCE LIGHT FIXTURE

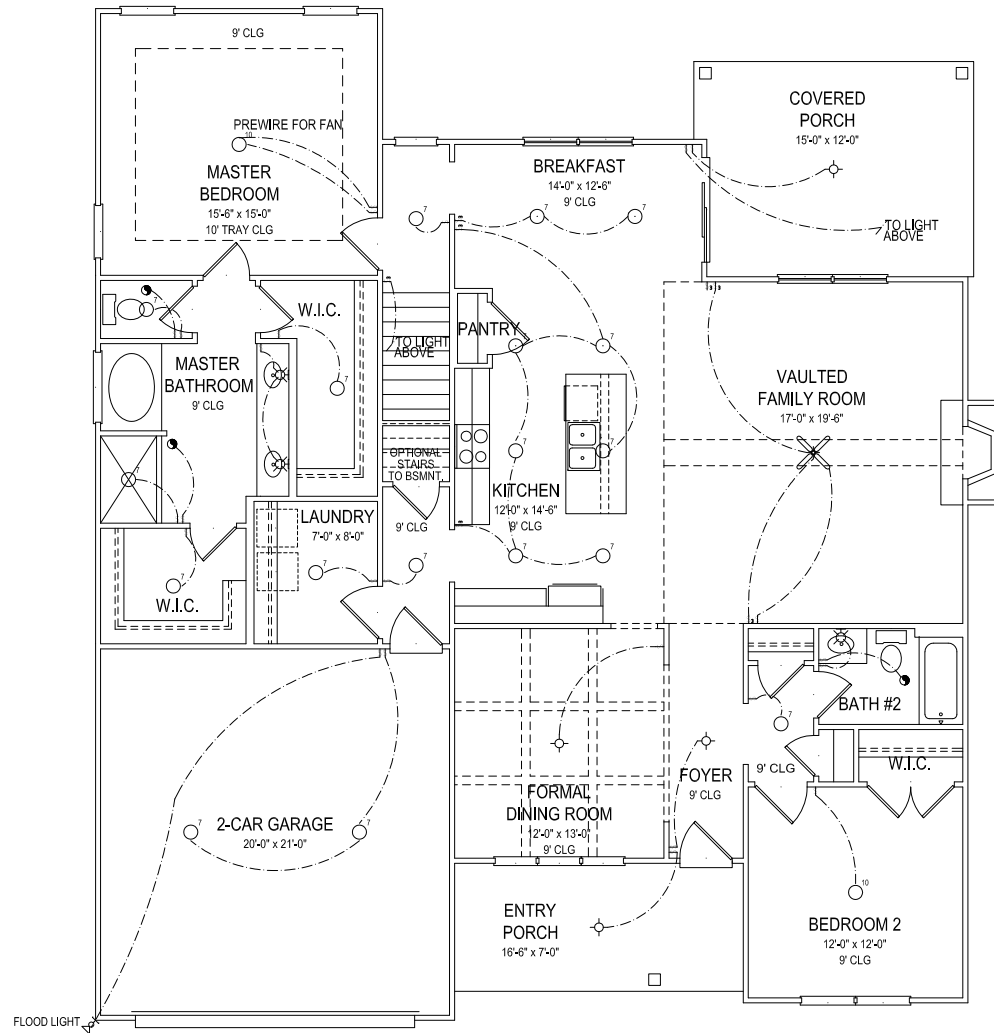
SQUARE FOOTAGE:	
FIRST FLOOR:	1,934 SQ. FT.
SECOND FLOOR:	894 SQ. FT.
<b>TOTAL:</b>	<b>2,828 SQ. FT.</b>

**DANSBY A**

**JEFF LINDSEY COMMUNITIES**  
*Live your dream.*

**FREEDOM BUILDERS**

\*THE DRAWING(S) ON THIS PAGE ARE A GRAPHICAL REPRESENTATION ONLY. PLEASE CONSULT YOUR AGENT FOR SPECIFIC INFORMATION REGARDING THIS FLOOR PLAN. THE DESIGN OF THE FLOOR PLAN REPRESENTED IS SUBJECT TO CHANGE WITHOUT NOTICE.



FIRST FLOOR

ELECTRICAL LEGEND	
	CEILING LIGHT FIXTURE
	WALL LIGHT FIXTURE
	7" LED DISK
	10" LED DISK
	FLOOD LIGHT FIXTURE
	DUPLEX FLOOR OUTLET
	TELEPHONE
	TELEVISION
	SWITCH
	3-WAY SWITCH
	MOTION SENSOR SWITCH
	EXHAUST FAN
	EXHAUST FANLIGHT
	SCONCE LIGHT FIXTURE

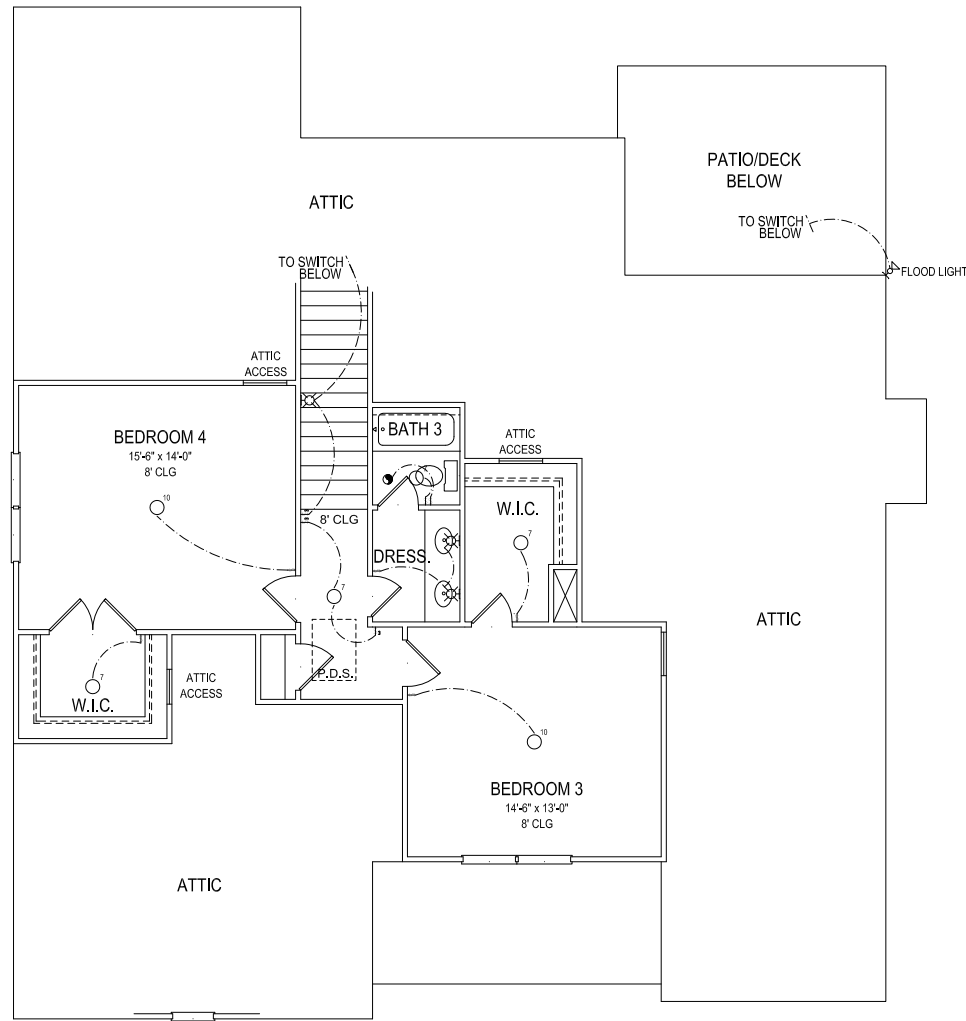
SQUARE FOOTAGE:	
FIRST FLOOR:	1,934 SQ. FT.
SECOND FLOOR:	894 SQ. FT.
<b>TOTAL:</b>	<b>2,828 SQ. FT.</b>

**DANSBY A**

**JEFF LINDSEY COMMUNITIES**  
Live your dream.

**FREEDOM BUILDERS**

THE DRAWING(S) ON THIS PAGE ARE A GRAPHICAL REPRESENTATION ONLY. PLEASE CONSULT YOUR AGENT FOR SPECIFIC INFORMATION REGARDING THIS FLOOR PLAN. THE DESIGN OF THE FLOOR PLAN REPRESENTED IS SUBJECT TO CHANGE WITHOUT NOTICE.



**SECOND FLOOR**

ELECTRICAL LEGEND	
	CEILING LIGHT FIXTURE
	WALL LIGHT FIXTURE
	7" LED DISK
	10" LED DISK
	FLOOD LIGHT FIXTURE
	DUPLEX FLOOR OUTLET
	TELEPHONE
	TELEVISION
	SWITCH
	3-WAY SWITCH
	MOTION SENSOR SWITCH
	EXHAUST FAN
	EXHAUST FANLIGHT
	SCONCE LIGHT FIXTURE

SQUARE FOOTAGE:	
FIRST FLOOR:	1,934 SQ. FT.
SECOND FLOOR:	894 SQ. FT.
<b>TOTAL:</b>	<b>2,828 SQ. FT.</b>

**DANSBY A**

**JEFF LINDSEY COMMUNITIES**  
Live your dream.

**FREEDOM BUILDERS**

\*THE DRAWING(S) ON THIS PAGE ARE A GRAPHICAL REPRESENTATION ONLY. PLEASE CONSULT YOUR AGENT FOR SPECIFIC INFORMATION REGARDING THIS FLOOR PLAN. THE DESIGN OF THE FLOOR PLAN REPRESENTED IS SUBJECT TO CHANGE WITHOUT NOTICE.