



FRONT ELEVATION

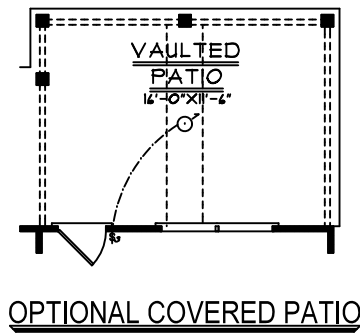
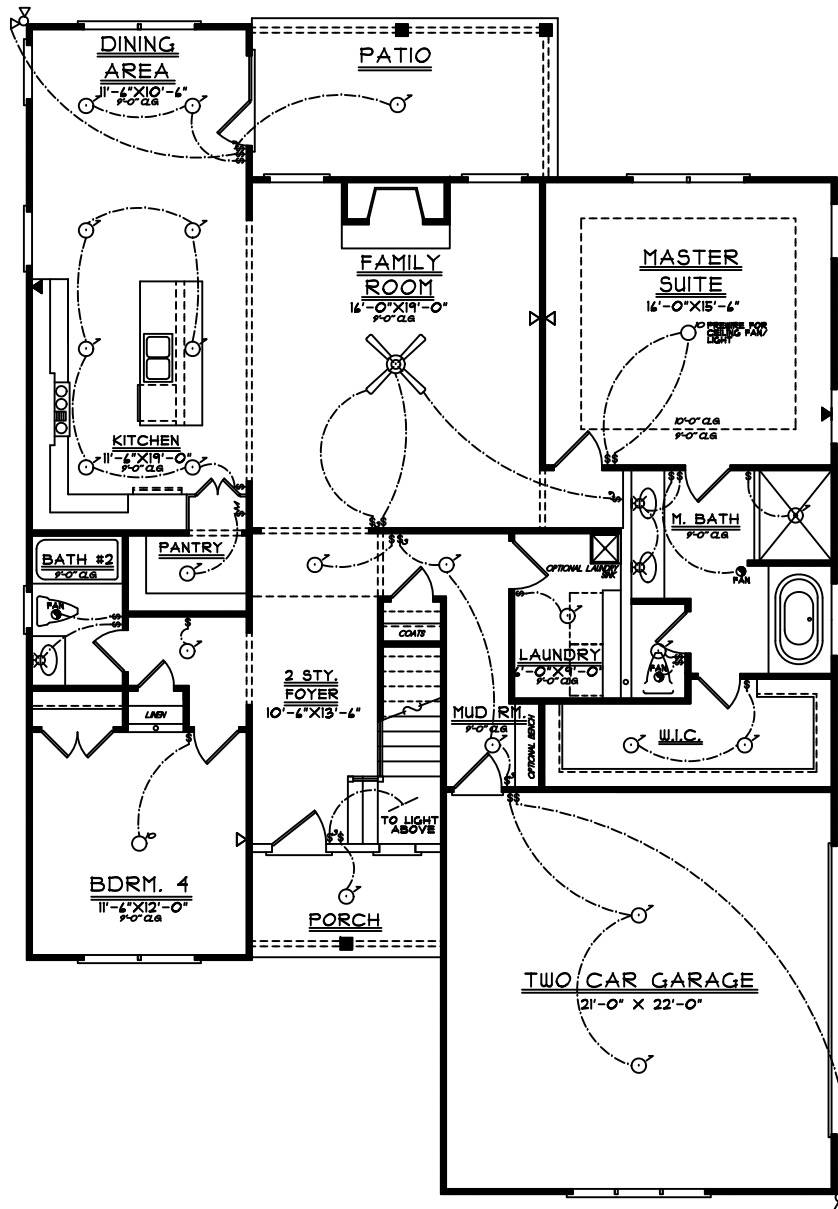
CRAWFORD A

JEFF LINDSEY COMMUNITIES
Live your dream.

FREEDOM BUILDERS

THE DRAWING(S) ON THIS PAGE ARE A GRAPHICAL REPRESENTATION ONLY. PLEASE CONSULT YOUR AGENT FOR SPECIFIC INFORMATION REGARDING THIS FLOOR PLAN. THE DESIGN OF THE FLOOR PLAN REPRESENTED IS SUBJECT TO CHANGE WITHOUT NOTICE.

SQUARE FOOTAGE:	
FIRST FLOOR:	1,796 SQ. FT.
SECOND FLOOR:	634 SQ. FT.
TOTAL:	2,430 SQ. FT.



ELECTRICAL LEGEND

- ⊗ CEILING LIGHT FIXTURE
- ⊗ WALL LIGHT FIXTURE
- 7" LED DISK
- 10" LED DISK
- ⊕ FLOOD LIGHT FIXTURE
- ⊞ DUPLEX FLOOR OUTLET
- ☎ TELEPHONE
- △ TELEVISION
- ⚡ SWITCH
- ⚡ 3-WAY SWITCH
- ⚡ MOTION SENSOR SWITCH
- ⊖ EXHAUST FAN
- ⊖ EXHAUST FANLIGHT
- ⊖ SCENCE LIGHT FIXTURE

FIRST FLOOR PLAN

CRAWFORD A

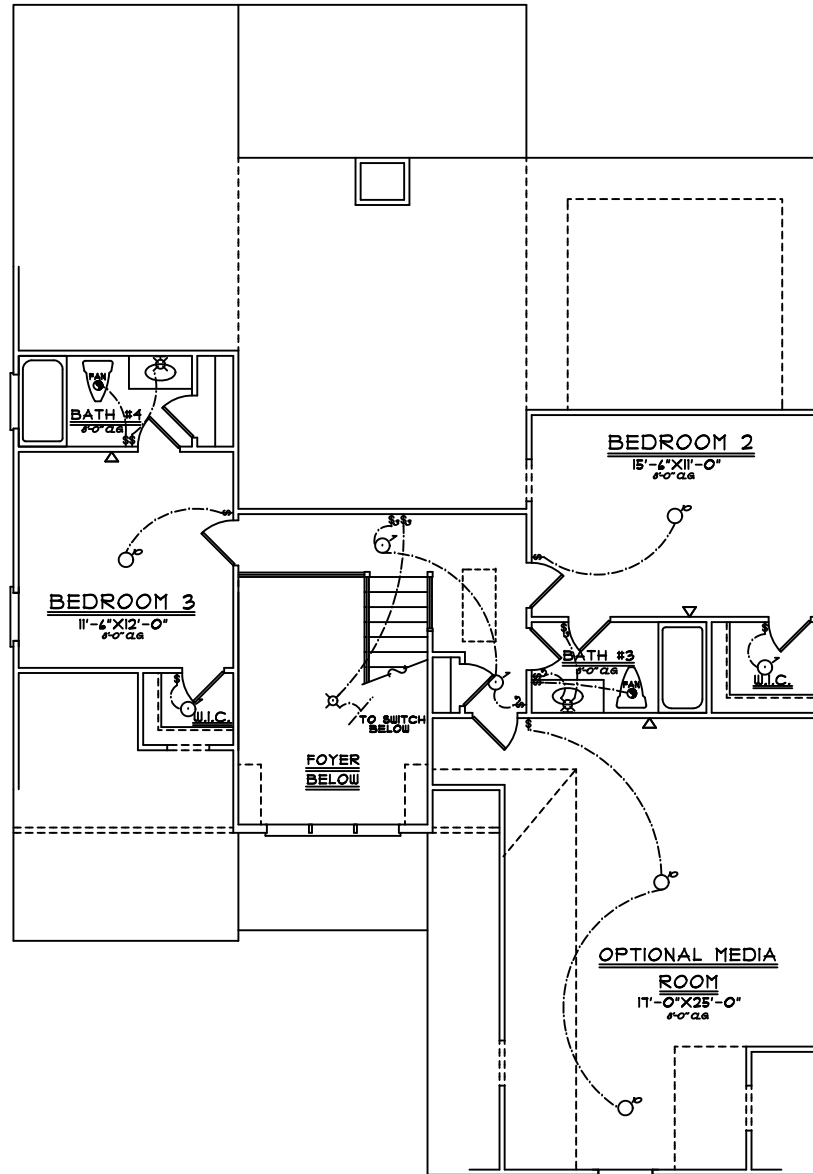
JEFF LINDSEY COMMUNITIES
Live your dream.

FREEDOM BUILDERS

SQUARE FOOTAGE:

FIRST FLOOR:	1,796 SQ. FT.
SECOND FLOOR:	1,076 SQ. FT.
TOTAL:	2,872 SQ. FT.

THE DRAWING(S) ON THIS PAGE ARE A GRAPHICAL REPRESENTATION ONLY. PLEASE CONSULT YOUR AGENT FOR SPECIFIC INFORMATION REGARDING THIS FLOOR PLAN. THE DESIGN OF THE FLOOR PLAN REPRESENTED IS SUBJECT TO CHANGE WITHOUT NOTICE.



ELECTRICAL LEGEND	
	CEILING LIGHT FIXTURE
	WALL LIGHT FIXTURE
	7" LED DISK
	10" LED DISK
	FLOOD LIGHT FIXTURE
	DUPLEX FLOOR OUTLET
	TELEPHONE
	TELEVISION
	SWITCH
	3-WAY SWITCH
	MOTION SENSOR SWITCH
	EXHAUST FAN
	EXHAUST FAN/LIGHT
	SCONCE LIGHT FIXTURE

SECOND FLOOR PLAN

CRAWFORD A

JEFF LINDSEY COMMUNITIES
Live your dream.

FREEDOM BUILDERS

*THE DRAWING(S) ON THIS PAGE ARE A GRAPHICAL REPRESENTATION ONLY. PLEASE CONSULT YOUR AGENT FOR SPECIFIC INFORMATION REGARDING THIS FLOOR PLAN. THE DESIGN OF THE FLOOR PLAN REPRESENTED IS SUBJECT TO CHANGE WITHOUT NOTICE.

SQUARE FOOTAGE:	
FIRST FLOOR:	1,796 SQ. FT.
SECOND FLOOR:	1,076 SQ. FT.
TOTAL:	2,872 SQ. FT.