



COWETA COUNTY, GA

LEVERETT PARK

FROM THE

500's

SALES CENTER

Leverett Drive
Newnan, GA 30265

HOURS OF OPERATION

Call For An Appointment.

DIRECTIONS

From Exit 44 off I-85 go east on Poplar Road, Approximately 1.5 miles down Poplar Rd after the 2nd roundabout turn left onto Vanderbilt Parkway. Leverett Park will be on your left after turning onto Vanderbilt Parkway.

Welcome to Leverett Park, one of Jeff Lindsey Communities' newest neighborhoods within The Parks of Olmsted! Only 29 lots are available in this community ideally located in the heart of East Newnan and minutes from I-85. All floor plans include our Platinum features, with the owner's suite on the main floor, craftsman style garage doors and a fully sodded lawn. Come pick out your forever home in this dream community today!

Jeff Lindsey Communities offers 3% compensation to the selling broker. Please contact us with any questions you may have!

KARSTON THOMAS

334-614-0582
karston.thomas@jefflindseycommunities.com

DEE COX

404-447-7531
a.cox@jefflindseycommunities.com



Marketed By: Lindsey Marketing Group Offered By: Jeff Lindsey Communities



Equal Housing Opportunity. All information is believed to be accurate, but is not guaranteed and is therefore subject to errors and changes without notice.

THE IDEAL **PLAN** FOR YOU AND YOUR FAMILY



CARLTON B

Base Price: **\$499,900**
2,565 sqft 4 Beds 3.5 Baths



DAWSON B

Base Price: **\$493,500**
2,441 sqft 4 Beds 3 Baths



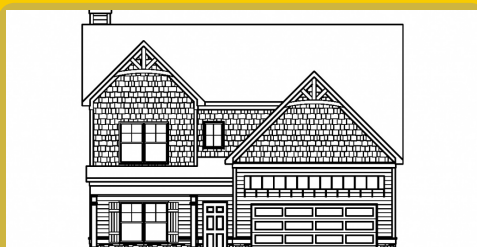
KERSHAW B

Base Price: **\$498,700**
2,512 sqft 4 Beds 3.5 Baths



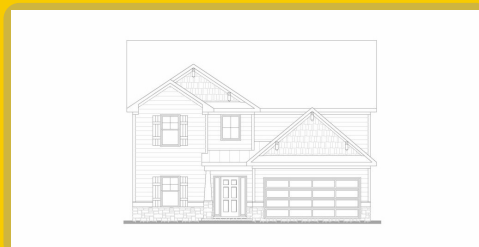
KIMBREL B

Base Price: **\$485,500**
2,376 sqft 4 Beds 3.5 Baths




MANTLE B

Base Price: **\$507,500**
2,524 sqft 4 Beds 3 Baths



OLSON B

Base Price: **\$489,900**
2,575 sqft 4 Beds 3.5 Baths



TAYLOR B

Base Price: **\$531,900**
2,900 sqft 4 Beds 3 Baths

SALES CENTER
Leverett Drive
Newnan, GA 30265

SALES CENTER ASSOCIATE
Karston Thomas - 334-614-0582
Dee Cox - 404-447-7531

HOURS OF OPERATION
Call For An Appointment.

*Base prices do not reflect options or applicable lot premiums
These prices and features are accurate as of 2025-12-15 08:00 and subject to change thereafter.



AVAILABLE **INVENTORY**

| LOT NUMBER | FLOOR PLAN | SALES PRICE | APPROX. SQUARE FOOTAGE |
|------------|------------|-------------|---------------------------|
| 17 | OLSON B | \$452,700 | 2,738 |
| 7 | CARLTON B | \$514,700 | 2,565 |
| N/A | | \$1,149,700 | 4,045 |

*Base prices do not reflect options or applicable lot premiums
These prices and features are accurate as of 2025-12-15 08:00 and subject to change thereafter.





INCLUDED **FEATURES** *PLATINUM*

INTERIOR

- 9' Smooth Ceilings on Main Floor
- Designer Nickel or Bronze Lighting & Plumbing Fixtures
- Ceiling Fan in Family Room & Master Bedroom
- Ceiling Fan pre-wire in Secondary Bedrooms
- Choice of Designer Interior Doors
- Wrought Iron Pickets on Staircase
- 5" Newells at Bottom of 1st Floor Stairs
- Coffered Ceiling with Crown in Dining Room
- Chair Rail and Shadow Box or Board & Batten Trim in Dining Room
- Nickel or Bronze Knobs & Hinges
- 5" Hardwood or LVP in Foyer, Dining, Kitchen/Breakfast, Family Room
- Tile Flooring in Laundry Room & all Bathrooms*
- Granite in Master and Marble in Secondary Baths
- Elongated Commodes
- Garage Door Opener with 2 Remotes
- Direct Vent Fireplace with Stone Mantle
- Large Walk-In Closets
- Upgraded Low Voltage with Structured wiring Box
- Pre-Wired for Security System
- Indoor Utility /Laundry Room with Electrical Connections & Vent

KITCHEN

- Stainless Steel Under Mount Sink
- Single Lever Faucet with Vegetable Sprayer
- Stainless Steel Appliances - Includes Gas Cooktop -

Includes Electric Cooktop, Double Wall Mounted Oven, MicroHood & Dishwasher

- Raised Panel or Shaker Cabinets with Soft Close and Knobs*
- Granite, Marble or Quartz Countertops
- Decorative Tile Backsplash*
- Chef's Pantry with Shelving Suite

MASTER SUITE

- Double Custom Vanities
- 5' Tile Shower
- Nickel or Bronze Frameless Shower Door
- Freestanding Tub & Roman Faucet
- Large Carpeted Walk-In closets
- Vaulted Ceilings*
- Trey Ceilings*
- Private Sitting Room*

EXTERIOR

- Fiber Cement Siding
- Stone Accents with Craftsman Fronts
- Divided Light Window Grids on Front
- Architectural Roof Shingles
- Master Planned Landscape Package
- 12' x 12' Uncovered Patio*
- Lifetime Vinyl Soffit
- Shutters*
- Pre-Finished Gutters with Splash Blocks
- Exterior Floodlights
- Front & Rear Electrical Outlets & Water Faucets

ENERGY FEATURES

- Quick Recovery Hot Water Heater
- Energy Efficient Heat & Air Systems
- Insulated Low E Windows and Doors
- R-13 Exterior Walls

COMMUNITY EXCLUSIVE FEATURES

- Underground Utilities
- City Water & Sewer
- FHA/VA Approved
- HOA & Protective Covenants
- Street Lights

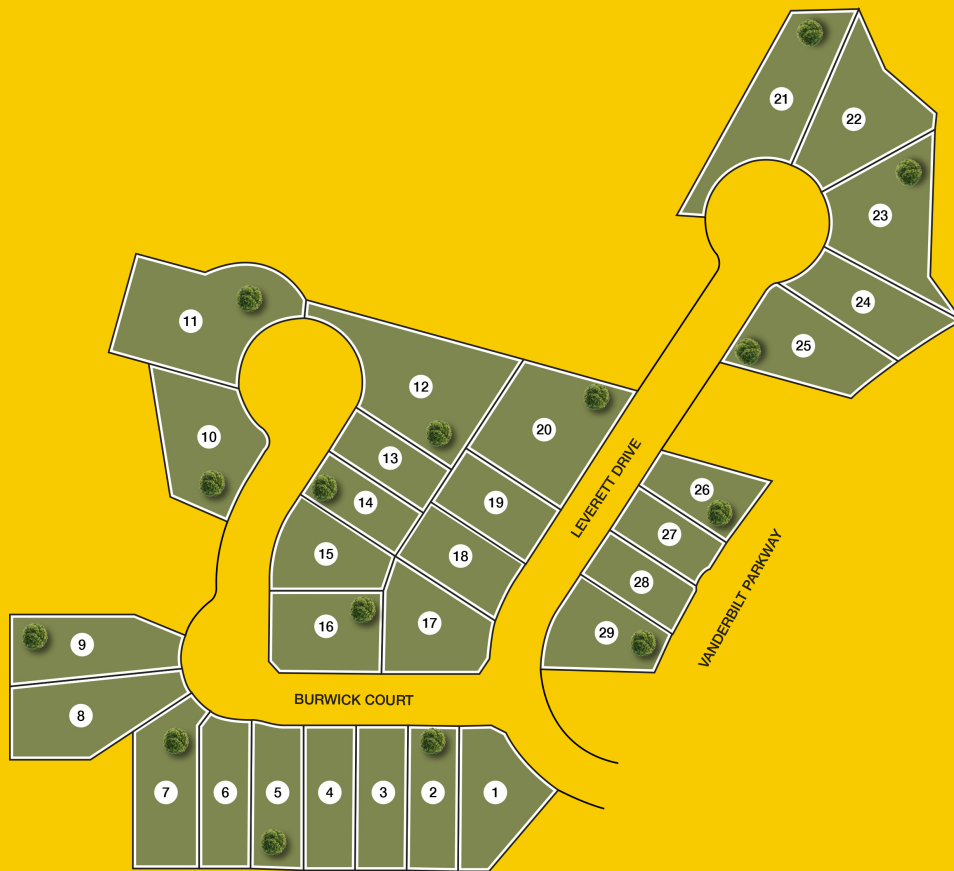
* Varies per Plan

Photo shown is representation & may reflect options/upgrades not included in listed price

*Base prices do not reflect options or applicable lot premiums
These prices and features are accurate as of 2025-12-15 08:00 and subject to change thereafter.



COMMUNITY SITE MAP



Site plans shown are conceptual. Plans are in progress and subject to change without notice. Builder reserves the right of price, plan, and specification changes without notice or prior obligation. Information is believed accurate but is not warranted. All locations are approximate.

*Base prices do not reflect options or applicable lot premiums

These prices and features are accurate as of 2025-12-15 08:00 and subject to change thereafter.

